

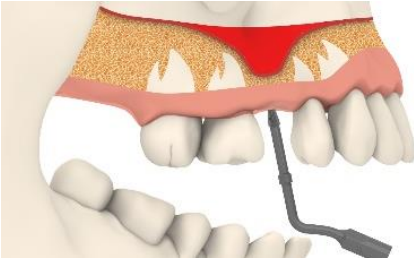
ESACROM & ZIĘTEK present

CRESTALIFT CONCEPT

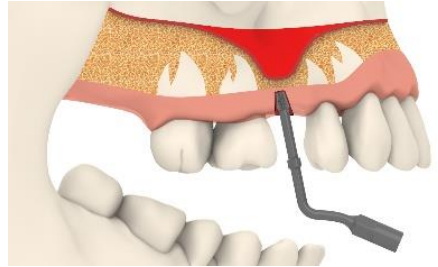
By Dr. Grzegorz Zietek, DDS (Pol)



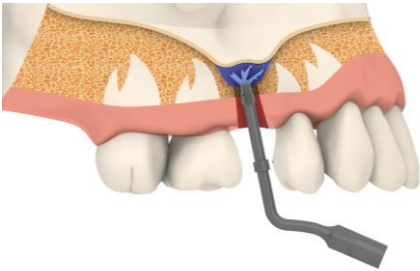
STEP BY STEP PROCEDURE



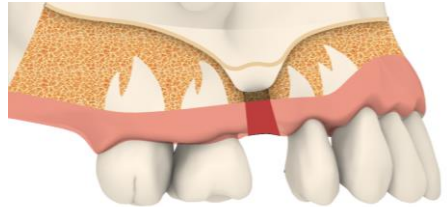
1- Positioning of the tip;



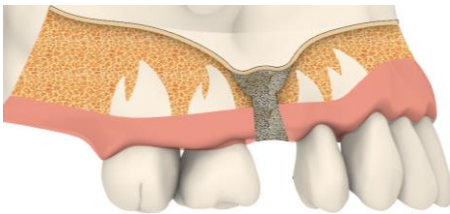
2- Hole realization;



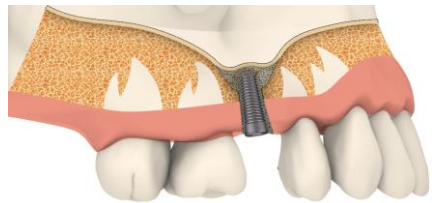
3- Tip lifting by using water at the top;



4- Sinus access diameter enlargement.

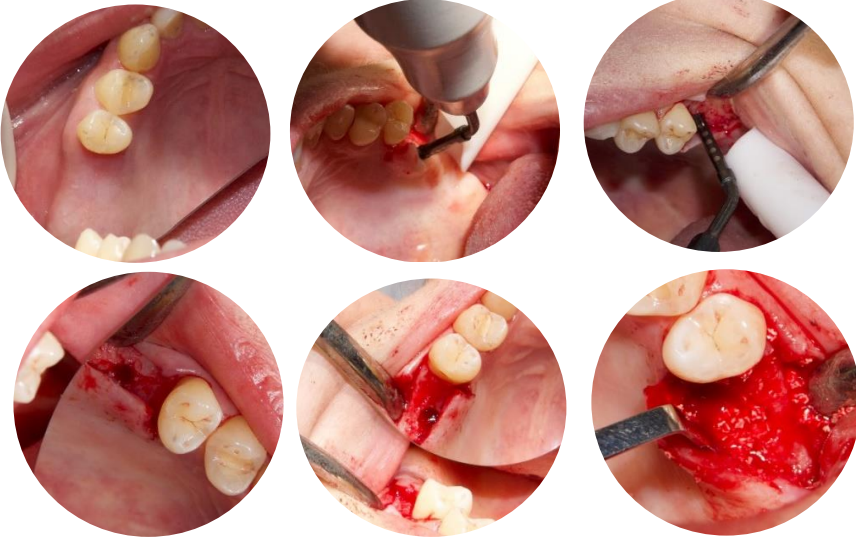


5- Preparation of the site and application of biomaterial;



6- Positioning of the implant.

CLINICAL CASE



DEDICATED TIPS

ES0MCT

Micro-sharpened conical tip suitable for mini crestal elevation.
Internal irrigation on the top.



U	40
V	80
P	80
MAX POWER	50

SWEEP MODE
OR SURGERY MODE

GRZEGORZ ZIĘTEK, DDS



Study finished in 1999 in Dental Institute of Jagiellonian University. Worked in Central Emergency Ambulatory of Jagiellonian University Clinic in years 2000 - 2005. Owner of private clinic and education center in Krakow since 2003. Since 2007 member of Polish Implantology Association (PSI), German Association of Oral Implantology (DGOI), Internation Congress of Oral Implantology (ICOI) and ICOI Europe. In 2013 member of the board of Polish Society of Implantology. Since year 2011 opinion leader of BEGO Implant Systems and their medical consultant in Poland. In year 2011 FELLOWSHIP of PSI, ICOI, DGOI. In year 2013 DIPLOMATE of PSI, ICOI, DGOI. Currently lecturing in Poland and abroad (lectured in Croatia, Japan, Vietnam, Albania). Author of publications in Poland and abroad.

DISCOVER OUR ULTRASONIC WORLD!

Follow us on     @esacromsrl

For more info contact:

Esacrom srl

Via Zambrini 6/A-40026 IMOLA(BO)

TEL. +390542643527 FAX +390542482007 esacrom@esacrom.com